



## Specification Detail of Model LW165D

<b>Specification</b>	
Product Model	LW165D
Storage Capacity	15.9 cubic feet
Overall Wine Bottle Capacity (750ml Standard Bordeaux)	154
Installation Type	built-in or freestanding
Color/Finish	black cabinet
Primary Material	metal, stainless steel, glass, wood, wire
Door Style	double pane, tinted
Cooling System	compressor
Defrost System	frost free
Anti-Vibration Technology	Yes
Ventilation Location	Front
Fan Type	Interior
Humidity Control	>65%
Integrated Lock	Yes
Quiet Operation	42 db
Stain Resistant	antirust coat
Odor Resistant	activated carbon filter
Leak-proof	water pan
Voltage	110-120 volts
Frequency	60Hz
Amperage	1.9 amperes
Estimated Yearly Electricity Use (kWh)	400
Est Yearly Operating Cost	\$52 USD
Country of Origin	China
Refrigerant	R600a
Interior Light	Yes
Bulb Type	white LED
Adjustable Feet	Yes (From 0 to 0.4 Inch)
<b>Temperature Specification</b>	
Temperature Zones	dual zone
Overall Minimum Temperature	41 degrees F
Overall Maximum Temperature	64 degrees F
First Zone Bottle Capacity	55
First Zone Minimum Temperature	41 degrees F



Your Professional Home and Commercial Appliances Supplier

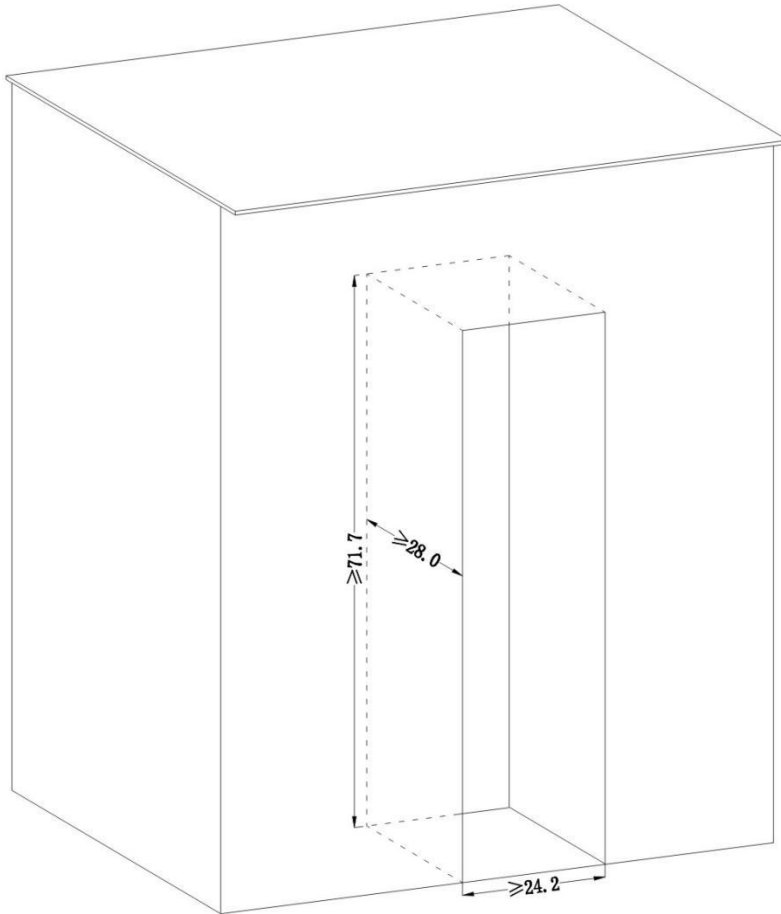
First Zone Maximum Temperature	54 degrees F
Second Zone Bottle Capacity	99
Second Zone Minimum Temperature	54 degrees F
Second Zone Maximum Temperature	64 degrees F
Wine Bottle Capacity	154
Temperature Display Type	touch screen
<b>Doors</b>	
Door Handle Design	external
Door Swing Orientation	left
Number of Doors	1
Door Material	tempered glass
Door Material Details	tinted double pane
Door Color/Finish	stainless steel
Door Opening Degree to Slide out Shelves	>90°
UV Resistant	Yes
Door Reversible	Yes
<b>Shelves</b>	
Adjustable Shelves to different heights	No
Number of Shelves	13 full shelves + 1 half shelf
Shelve Material	beech wood
Shelves slide out degree	75%
Full shelve size (Width x Depth x Height)	18.8x21.3x1.0inches
Half shelve size (Width x Depth x Height)	18.8x12.8x1.0inches
<b>Certifications Listings&amp;Approvals</b>	
ETL Listed	Yes
ISO 9001 Certified	Yes
<b>Unit Dimension and Weight</b>	
Overall Height - Top to Bottom	71.3 inches
Overall Width - Side to Side	23.4 inches
Overall Depth - Front to Back	28.4 inches
Depth -Excluding Handles	26.8 inches
Interior Height - Top to Bottom	63.4 inches
Interior Width - Side to Side	20.5 inches
Interior Depth - Front to Back	21.4 inches
Door Height - Top to Bottom	66.5 inches
Door Width - Side to Side	23.4 inches
Door Depth - Front to Back	1.3 inches
Depth With Door Open at 90 Degrees	48.9 inches
Cutout Width - Side to Side	24.2 inches
Cutout Depth - Front to Back	28.0 inches
Cutout Height - Top to Bottom	71.1 inches



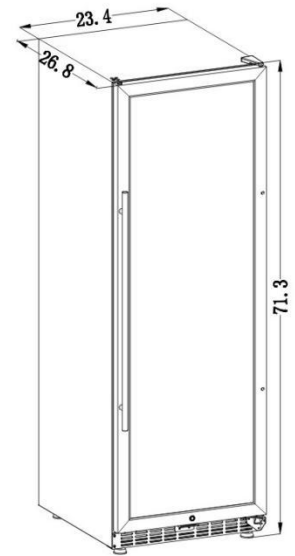
Your Professional Home and Commercial Appliances Supplier

Overall Product Weight Net Weight	220.5 Lbs
Shipping Weight with Panel	239 Lbs
Shipping Height - Top to Bottom with Panel	77.7 inches
Shipping Width - Side to Side	26.0 inches
Shipping Depth - Front to Back	30.3 inches
<b>Installation and Usage</b>	
Installation Required	No
Tools Needed for Installation	No
Additional Parts Required	No
Supplier Intended and Approved Use	residential and commercial use
Outdoor Use	No
Product Care	wipe clean with a dry cloth
Undercounter	No
<b>Warranty</b>	
Manufacturer Warranty (labor)	1 year
Manufacturer Warranty (parts)	1 year
<b>What in the Box</b>	
LW165D Dual Zone Wine Cooler	1 unit
User Manual	1 pc
Keys	2 pcs
Hinge cover	1 pc

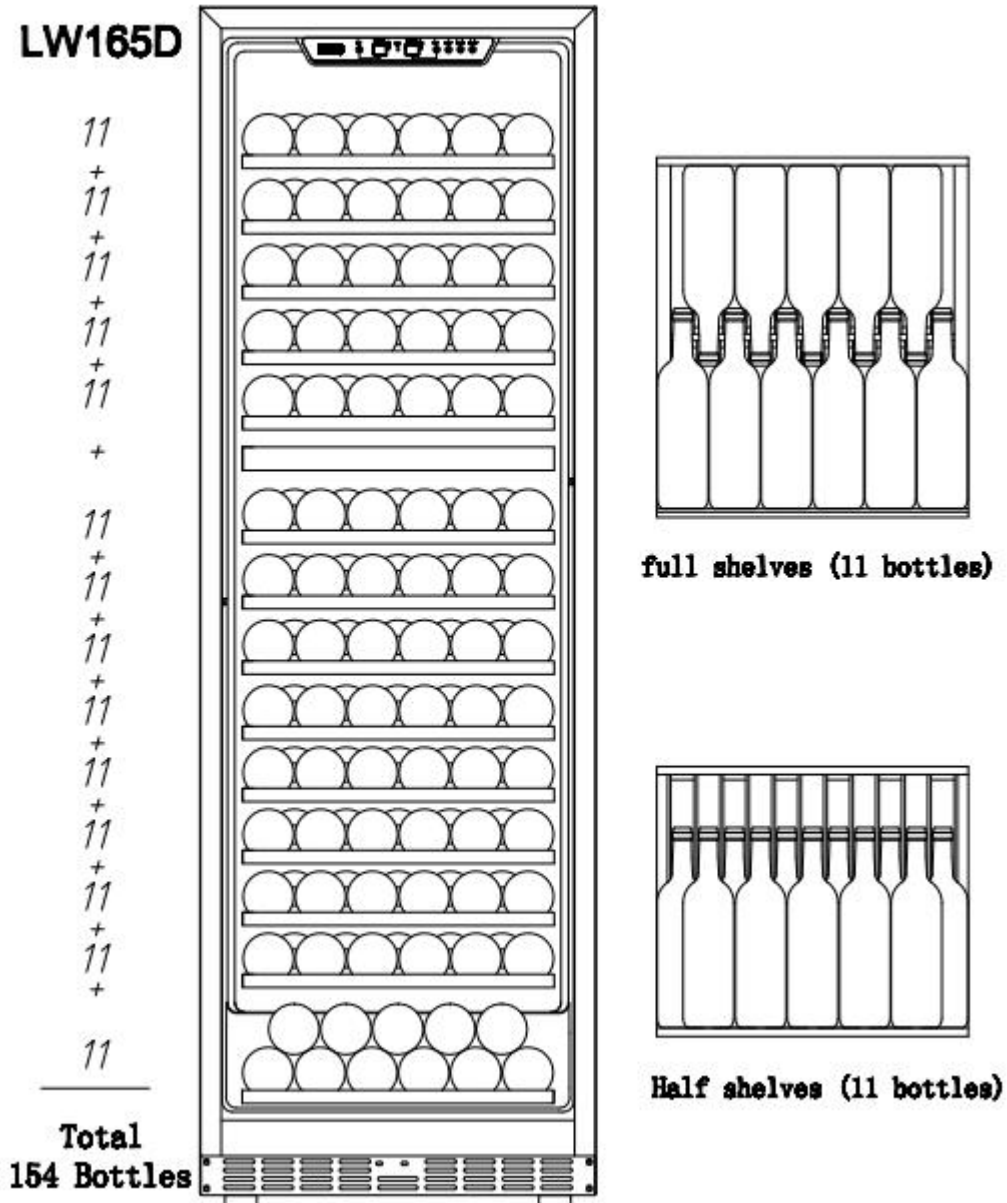
### The Smallest Space Left for Installing LW165D



Unit: inch



### Storage Capacity



The bottle capacity is for standard Bordeaux 750ml bottles which are approximately 2.75" in diameter. Storing large and/or oddly shaped bottles (including champagne and sparkling wine bottles) should remove at least 1 shelf (shelves is removable) and will decrease the number of bottles you are able to store in your wine cooler.